

STATE TAXES AND DUTIES 2007-08 (BUDGET ESTIMATE)

During the financial year 2007-08 the total receipts from state taxes and duties are estimated at Rs.1375202 lakhs. Of this revenue, from Sales tax form 72.97% and State Excise duty 7.18%.

Table A-15
STATE TAXES AND DUTIES 2007-08

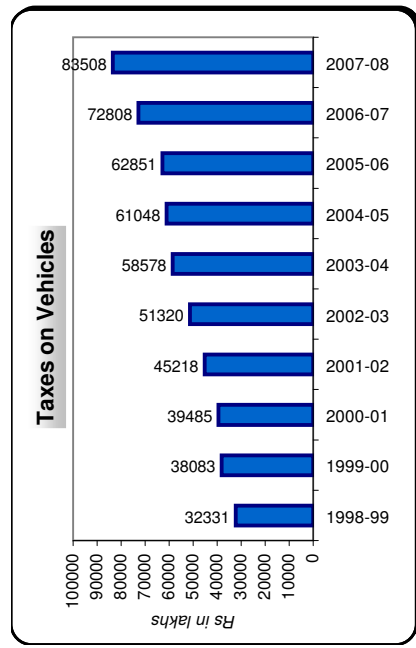
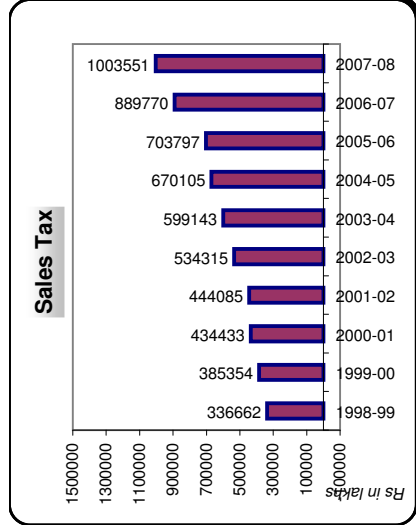
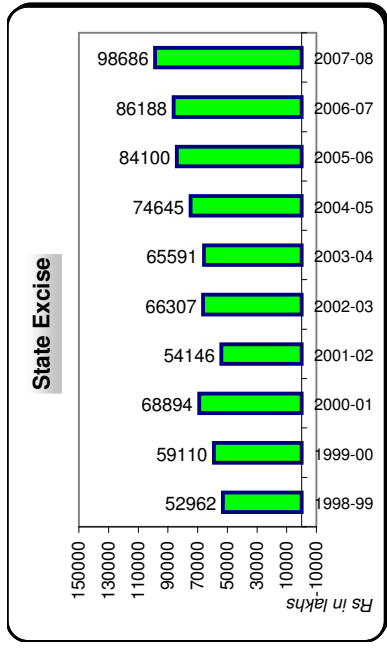
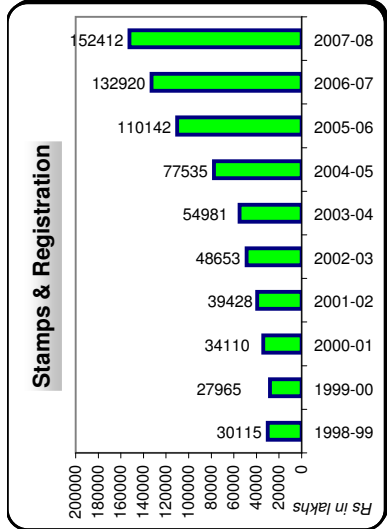
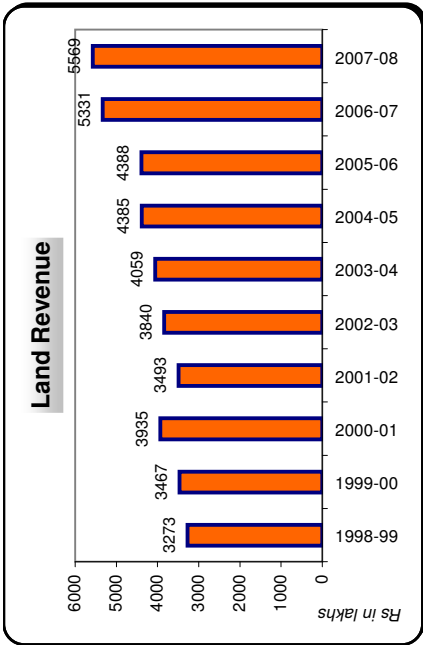
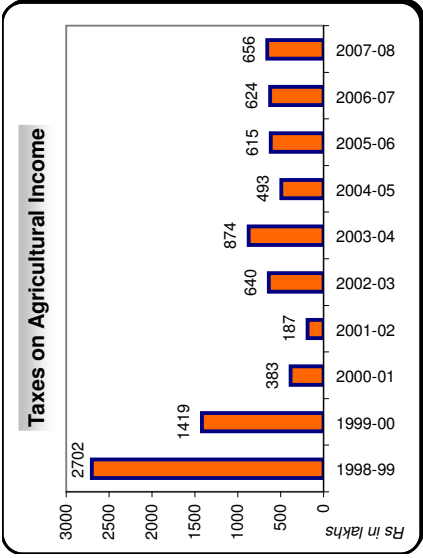
Item 1	Rs.in lakhs 2	% 3
A. Taxes on income and expenditure	656	0.05
(1) Taxes on Agricultural income	656	0.05
B. Taxes on property and capital transactions	163850	11.88
(1) Land Revenue	5569	0.40
(2) Stamps and Registration	152412	11.05
(3) Other taxes on property other than agricultural land	5869	0.43
C. Taxes on Commodities and Services	1214474	88.07
(1) State Excise	98686	7.16
(2) Sales Tax	1003551	72.77
(3) Taxes on vehicles	83508	6.06
(4) Taxes on goods and passengers	0	0.00
(5) Taxes on duties on electricity	25001	1.81
(6) Other Taxes and Duties	3728	0.27
D.Total (A+B+C)	1378979	100.00

Table A-16
TREND IN STATE TAXES AND DUTIES

Sl. No.	Item	Accounts								R.E	B.E
		1998-99	1999-00	2000-01	2001-02	2002-03	2003-04	2004-05	2005-06	2006-07	2007-08
		3	4	5	6	7	8	9	10	11	12
1	Taxes on Agricultural Income	2702	1419	383	187	640	874	493	615	624	656
	Percentage to total	0.58	0.27	0.07	0.03	0.09	0.11	0.05	0.06	0.05	0.05
2	Land Revenue	3273	3467	3935	3493	3840	4059	4385	4388	5331	5569
	Percentage to total	0.70	0.67	0.67	0.59	0.53	0.50	0.49	0.45	0.44	0.40
3	Stamps and Registration	30115	27965	34110	39428	48653	54981	77535	110142	132920	152412
	Percentage to total	6.48	5.38	5.81	6.66	6.66	6.80	8.65	11.26	11.08	11.05
4	State Excise Duties	52962	59110	68894	54146	66307	65591	74645	84100	86188	98686
	Percentage to total	11.39	11.38	11.74	9.14	9.08	8.11	8.33	8.60	7.18	7.16
5	Sales Tax	336662	385354	434433	444085	534315	599143	670105	703797	889770	1003551
	Percentage to total	72.41	74.20	74.01	74.97	73.17	74.07	74.76	71.97	74.16	72.77
6	Taxes on vehicles	32331	38083	39485	45218	51320	58578	61048	62851	72808	83508
	Percentage to total	6.95	7.33	6.73	7.63	7.03	7.24	6.81	6.43	6.07	6.06
7	Taxes on goods and passengers	0.76	1	1	0	0.1	5	0	0	0	0
	Percentage to total	0.00	0.00	0.00	0.00	0.00	0.00	0.00	0.00	0.00	0.00
8	Taxes and Duties on Electricity	3906	333	1492	518	19263	18997	962	3152	2056	25001
	Percentage to total	0.84	0.06	0.25	0.09	2.64	2.35	0.11	0.32	0.17	1.81
9	* Other taxes and Duties on Commodities & services	3005	3619	4293	5267	5916	6651	7193	8818	10058	9597
	Percentage to total	0.65	0.70	0.73	0.89	0.81	0.82	0.80	0.90	0.84	0.70
	Total (1 to 9)	464956	519351	587026	592342	730254	808878	896365	977862	1199755	1378979
	Index	100	112	126	127	157	174	193	210	258	297

* Includes other taxes on income and expenditure (Employment tax etc.) taxes on immovable property other than agricultural land (building tax) and other taxes and duties on commodities and services.

TREND IN STATE TAXES AND DUTIES



STATE TAXES AND DUTIES 2007-08 (BUDGET ESTIMATE)

During the financial year 2007-08 the total receipts from state taxes and duties are estimated at Rs.1375202 lakhs. Of this revenue, from Sales tax form 72.97% and State Excise duty 7.18%.

Table A-15
STATE TAXES AND DUTIES 2007-08

Item 1	Rs.in lakhs 2	% 3
A. Taxes on income and expenditure	656	0.05
(1) Taxes on Agricultural income	656	0.05
B. Taxes on property and capital transactions	163850	11.88
(1) Land Revenue	5569	0.40
(2) Stamps and Registration	152412	11.05
(3) Other taxes on property other than agricultural land	5869	0.43
C. Taxes on Commodities and Services	1214474	88.07
(1) State Excise	98686	7.16
(2) Sales Tax	1003551	72.77
(3) Taxes on vehicles	83508	6.06
(4) Taxes on goods and passengers	0	0.00
(5) Taxes on duties on electricity	25001	1.81
(6) Other Taxes and Duties	3728	0.27
D.Total (A+B+C)	1378979	100.00

Table A-16
TREND IN STATE TAXES AND DUTIES

Sl. No.	Item	Accounts								R.E	B.E
		1998-99	1999-00	2000-01	2001-02	2002-03	2003-04	2004-05	2005-06	2006-07	2007-08
		3	4	5	6	7	8	9	10	11	12
1	Taxes on Agricultural Income	2702	1419	383	187	640	874	493	615	624	656
	Percentage to total	0.58	0.27	0.07	0.03	0.09	0.11	0.05	0.06	0.05	0.05
2	Land Revenue	3273	3467	3935	3493	3840	4059	4385	4388	5331	5569
	Percentage to total	0.70	0.67	0.67	0.59	0.53	0.50	0.49	0.45	0.44	0.40
3	Stamps and Registration	30115	27965	34110	39428	48653	54981	77535	110142	132920	152412
	Percentage to total	6.48	5.38	5.81	6.66	6.66	6.80	8.65	11.26	11.08	11.05
4	State Excise Duties	52962	59110	68894	54146	66307	65591	74645	84100	86188	98686
	Percentage to total	11.39	11.38	11.74	9.14	9.08	8.11	8.33	8.60	7.18	7.16
5	Sales Tax	336662	385354	434433	444085	534315	599143	670105	703797	889770	1003551
	Percentage to total	72.41	74.20	74.01	74.97	73.17	74.07	74.76	71.97	74.16	72.77
6	Taxes on vehicles	32331	38083	39485	45218	51320	58578	61048	62851	72808	83508
	Percentage to total	6.95	7.33	6.73	7.63	7.03	7.24	6.81	6.43	6.07	6.06
7	Taxes on goods and passengers	0.76	1	1	0	0.1	5	0	0	0	0
	Percentage to total	0.00	0.00	0.00	0.00	0.00	0.00	0.00	0.00	0.00	0.00
8	Taxes and Duties on Electricity	3906	333	1492	518	19263	18997	962	3152	2056	25001
	Percentage to total	0.84	0.06	0.25	0.09	2.64	2.35	0.11	0.32	0.17	1.81
9	* Other taxes and Duties on Commodities & services	3005	3619	4293	5267	5916	6651	7193	8818	10058	9597
	Percentage to total	0.65	0.70	0.73	0.89	0.81	0.82	0.80	0.90	0.84	0.70
	Total (1 to 9)	464956	519351	587026	592342	730254	808878	896365	977862	1199755	1378979
	Index	100	112	126	127	157	174	193	210	258	297

* Includes other taxes on income and expenditure (Employment tax etc.) taxes on immovable property other than agricultural land (building tax) and other taxes and duties on commodities and services.